

# NEWS FOR FARRIERS

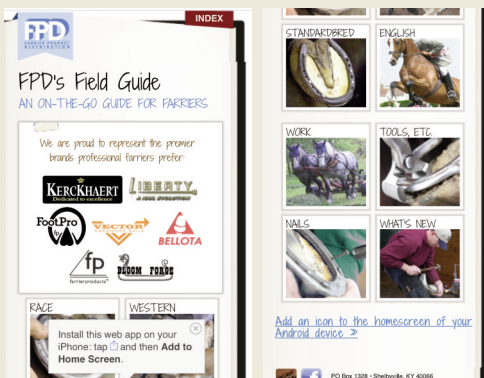


## Take FPD's Field Guide for Farriers With You



With the best quality products – and the knowledge needed to use them – your job becomes easier and your skill always gets better. FPD's #FieldGuideforFarriers gives you a useful on-the-go guide to the best horseshoes, nails and tools for various disciplines with tips and videos on how best to use them.

To add a shortcut to FPD's Field Guide for Farriers on your smart phone homescreen, visit [www.farrierproducts.com/fieldguide](http://www.farrierproducts.com/fieldguide) on your device and follow the instructions for either an iPhone or Android.



## New! Liberty Cu Hybrid with Copper Shield Technology

Kerckhaert has designed a new Liberty Cu nail style called the Cu Hybrid. This nail will give farriers using the Mustad Concave nails another option and will be available in 3 sizes: 3, 4 and 5. The dimensions of the head and throat of the nail are taller than the normal E-Slim and will fit well in Concave style shoes.



## Liberty 8 Regular Nails – Great Choice

Just a reminder – the Liberty 8 Regular nails come in both 100 and 250 piece boxes. These nails provide excellent quality and fit in shoes punched for 8 Regular; including Kerckhaert 28x10 draft shoes and many gaited horse shoes. If you are looking for a reliable option, the Liberty 8 Regular is it!



## Look for new packaging on some of your favorite products »



FootPro™ Tool Wrap




Vector 5 Slim 100 Count

# USING A BOB PUNCH TO MAKE A CLIP



There are a lot of great pre-clipped options in the Kerckhaert program but developing the skills to clip, when and where you want a clip, is important. Mike Wildenstein, CJF FWCF (hons) used a Bloom Forge bob punch to put this toe clip on an unclipped Kerckhaert Standard shoe. This can be done in one heat but Mike used two so we could get these images along the way.



Bloom Wood Handled Bob Punch used to start source material for clip.



You can see the clip material begin to protrude.



View of source hole and clip material.



Place shoe over edge of anvil to set base of clip.



With cross tong grip, the clip is drawn on face of anvil.



Finished clip from ground surface.



Finished clip.



Find the best shoes for all disciplines on FPD's Field Guide for Farriers at [www.farrierproducts.com/fieldguide](http://www.farrierproducts.com/fieldguide).

Connect with FPD  
and Join the Conversation



[facebook.com/farrierproductdistribution](https://facebook.com/farrierproductdistribution) • [youtube.com/farrierproducts](https://youtube.com/farrierproducts) • [instagram.com/fpdinc](https://instagram.com/fpdinc) • [farrierproducts.com/blog](http://farrierproducts.com/blog)



# KERCKHAERT SHOE MEASUREMENT CHART

Print out this handy chart and keep it in your rig for a quick reference on shoe measurements.

	Width Inches	Length Inches	FIA Inches
--	-----------------	------------------	---------------

## RANGER LITE, LITE RIM AND PLAIN

000	4-1/4	4-1/2	11-3/4
00	4-1/2	4-3/4	12-3/8
0	4-3/4	5	13-1/8
1	5	5-5/16	13-7/8
2	5-5/16	5-5/8	14-3/4
3	5-3/4	6	15-11/16

## STEEL TRIUMPH AND TRIUMPH LITE

### Front

000	4-5/8	4-5/8	12-1/2
00	4-7/8	4-7/8	13
0	5	5	13-3/4
1	5-1/4	5-1/4	14-1/2
2	5-1/2	5-5/8	15
3	5-3/4	5-3/4	15-3/4

### Hind

000	4-3/8	4-1/2	12
00	4-5/8	4-3/4	12-5/8
0	4-7/8	5	13-1/4
1	5-1/8	5-1/4	14-3/8
2	5-3/8	5-1/2	14-7/8
3	5-5/8	5-3/4	15-1/2

## STANDARD

8x0	3-1/2	3-1/2	9-1/2
6x0	3-3/4	3-7/8	10-1/4
4x0	4-1/8	4-1/8	11
000	4-3/8	4-1/2	11-7/8
00	4-5/8	4-3/4	12-1/2
0	4-7/8	5	13-1/4
1	5	5-1/8	13-5/8
2	5-1/4	5-3/8	14-3/8
3	5-1/2	5-3/4	15-1/4

## SX-7, SX-8 & SX ROLLER

### Front

4x0	4-3/8	4-3/8	11-3/4
000	4-5/8	4-1/2	12-1/4
00	4-7/8	4-3/4	12-7/8
0	5	5-1/8	13-1/2
1	5-1/4	5-1/4	14-1/8
2	5-1/2	5-3/8	14-5/8
3	6	5-7/8	15-7/8
4	6-1/8	6-1/8	16-5/8

### Hind

4x0	4-1/4	4-3/8	11-3/4
000	4-3/8	4-1/2	12
00	4-5/8	4-3/4	12-1/2
0	4-7/8	5	13-1/8
1	5	5-1/8	13-3/4
2	5-1/4	5-3/8	14-3/8
3	5-5/8	5-3/4	15-3/8
4	6	6-1/8	16-1/4

	Width Inches	Length Inches	FIA Inches
--	-----------------	------------------	---------------

## DRAFT

### Front

3	6-1/8	5-7/8	16-1/4
4	6-3/8	6-1/4	17
5	6-7/8	6-5/8	18-1/2
6	7-1/8	7-1/8	19-1/8
7	7-1/2	7-3/8	20
8	7-7/8	7-5/8	21

### Hind

3	5-7/8	5-7/8	15-1/2
4	6-1/8	6-1/4	16-1/2
5	6-5/8	6-1/2	17-7/8
6	7	7	18-3/4
7	7-1/4	7-3/8	19-5/8
8	7-1/2	7-5/8	20-1/2

## SLIDING PLATES

10	3-7/8	4-3/4	12
11	4-1/8	5-1/4	13
12	4-1/4	5-3/4	14-1/4
13	4-3/4	6-1/4	15

	Width Inches	Length Inches	FIA Inches
--	-----------------	------------------	---------------

## EUROPEAN STEEL

### Front

5x0	4-1/4	4-1/8	11-3/8
4x0	4-3/8	4-3/8	11-3/4
000	4-5/8	4-1/2	12-3/8
00	5	4-3/4	13
0	5-1/4	5	13-5/8
1	5-3/8	5-1/4	14-1/4
2	5-5/8	5-1/2	15-1/4
3	6	6	16-1/4
4	6-1/4	6-1/4	16-7/8
5	6-5/8	6-3/8	17-3/4
6	7-1/8	7	18-1/4
7	7-3/8	7-1/4	20

### Hind

5x0	4-1/8	4-1/8	11-1/4
4x0	4-1/4	4-3/8	11-1/2
000	4-1/2	4-1/2	11-7/8
00	4-3/4	4-3/4	12-1/2
0	5	5	13-1/4
1	5-1/8	5-1/4	13-3/4
2	5-1/2	5-1/2	14-3/4
3	5-3/4	5-7/8	15-1/2
4	6-1/8	6-1/4	16-1/4
5	6-3/8	6-1/2	17-1/4
6	6-7/8	7	18-3/4
7	7-1/8	7-3/8	19-1/2

# KERCKHAERT SHOE MEASUREMENT CHART

Print out this handy chart and keep it in your rig for a quick reference on shoe measurements.

	Width Inches	Length Inches	FIA Inches
<b>ALUMINUM TRIUMPH, CENTURY AND COMFORT</b>			
4x0	4-3/8	4-1/4	11-3/4
000	4-1/2	4-1/2	12-1/2
00	4-3/4	4-7/8	13-1/8
0	5	5	13-3/4
1	5-1/4	5-1/4	14-1/4
2	5-1/2	5-1/2	15-1/8
3	5-5/8	5-3/4	15-7/8
4	6-1/8	6-1/8	16-5/8

	Width Inches	Length Inches	FIA Inches
<b>KINGS RACE PLATES</b>			
<b>Front</b>			
2	4-3/8	4-1/8	11-3/8
3	4-5/8	4-3/8	11-3/4
4	4-7/8	4-1/2	12-1/2
5	5	4-5/8	12-3/4
6	5-1/4	4-7/8	13-1/2
7	5-3/8	5	13-7/8
8	5-5/8	5-1/2	15
9	5-1/2	5-3/4	15-1/4

<b>KINGS, TRADITION &amp; SYNERGY RACE PLATES</b>			
<b>Hind</b>			
2	4-1/4	4-1/8	11-1/8
3	4-1/2	4-3/8	11-5/8
4	4-5/8	4-1/2	12
5	4-3/4	4-3/4	12-5/8
6	5	5	13-1/4
7	5-1/4	5-1/8	13-7/8
8	5-1/2	5-1/4	14-1/4

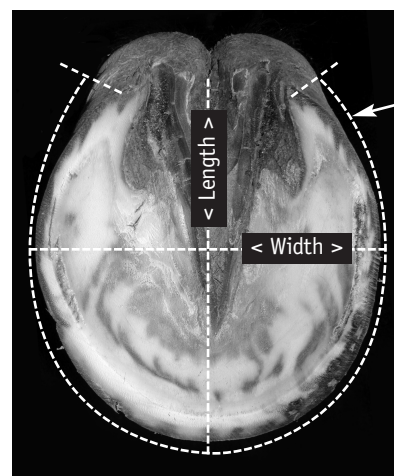

<b>TRADITION, SYNERGY &amp; LEGENDARY</b>			
<b>Front</b>			
3	4-1/2	4-3/8	11-3/4
4	4-5/8	4-1/2	12-1/4
5	4-3/4	4-3/4	12-5/8
6	5	4-7/8	13-1/4
7	5-1/8	5-1/8	14
8	5-5/8	5-1/2	15-1/8

	Width Inches	Length Inches	FIA Inches
<b>OUTER RIM</b>			
<b>Front</b>			
4	4-1/2	4-1/2	12-1/2
5	4-3/4	4-3/4	12-3/4
6	5	5	13-3/8
7	5-1/8	5-1/8	13-7/8
8	5-1/4	5-3/8	14-1/2
9	5-1/2	5-7/8	15-1/2
10	5-9/16	6-3/16	16
<b>Hind</b>			
4	4-1/4	4-1/4	11-7/8
5	4-1/2	4-1/2	12-1/2
6	4-7/8	5-1/8	13-1/2
7	5	5-1/2	14-3/8
8	5-1/4	5-3/4	15-1/8

<b>FULL &amp; HALF SWEDGE</b>			
1	4	4-1/2	11-7/8
1.5	4-1/4	4-3/4	12-1/2
2	4-3/8	5	13
2.5	4-5/8	5-1/8	13-1/2
3	4-7/8	5-3/8	14-1/8
3.5	5	5-1/2	14-5/8
4	5-1/8	5-3/4	15
6	5-1/4	6-3/4	17-3/8

<b>9/16" &amp; 5/8" HALF ROUND</b>			
1.5	4-3/8	4-3/4	12-5/8
2	4-1/2	5	13-1/8
2.5	4-5/8	5-1/4	13-3/4
3	4-7/8	5-1/2	14-1/8
3.5	5	5-5/8	14-5/8
4	5-1/8	5-7/8	15

## Toe Grab Measurements



FIA  
 NUMBER  
 MEASUREMENT  
 HEEL TO HEEL



[www.farrierproducts.com](http://www.farrierproducts.com) • 1-800-468-2879  
 P.O. Box 1328 • Shelbyville, KY 40066  
[fpd@farrierproducts.com](mailto:fpd@farrierproducts.com)

Find the best shoes for all disciplines on  
 FPD's Field Guide for Farriers at  
[www.farrierproducts.com/fieldguide](http://www.farrierproducts.com/fieldguide).